


IMG: 863885033204439_05112018_191253


LAT: 19.463 ; LON: 76.438 DIR : 18.43° (N)



RUSA/MRSAC

IMG: 863885033204439_05112018_190003


LAT: 19.464 ; LON: 76.439 DIR : 80.49° (E)



RUSA/MRSAC

IMG: 863885033204439_05112018_142633

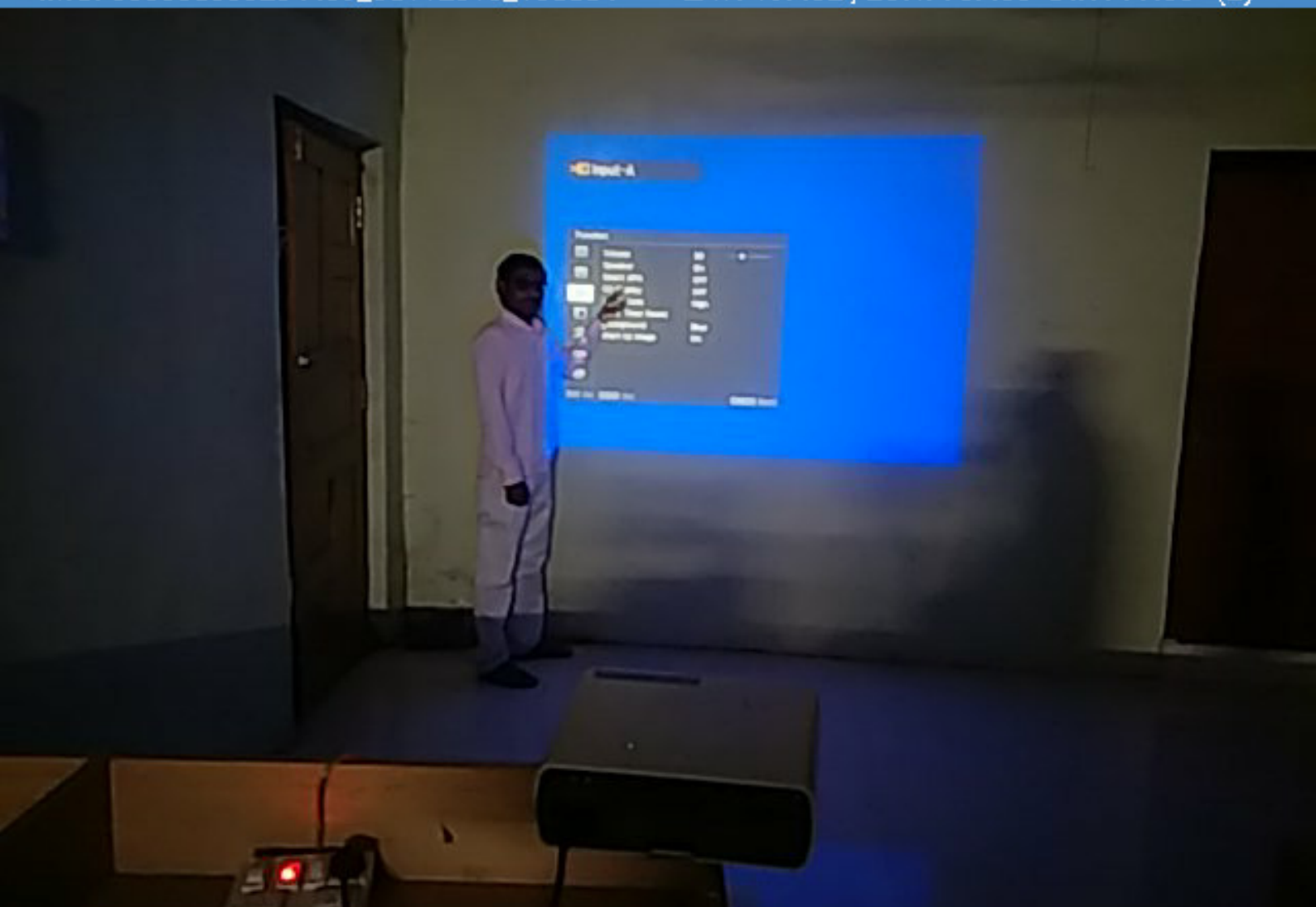
LAT: 19.462 ; LON: 76.438 DIR : 102.94° (E)



RUSA/MRSAC

IMG: 863885033204439_05112018_185554

LAT: 19.462 ; LON: 76.438 DIR : 77.86° (E)



RUSA/MRSAC

IMG: 863885033204439_05112018_141657

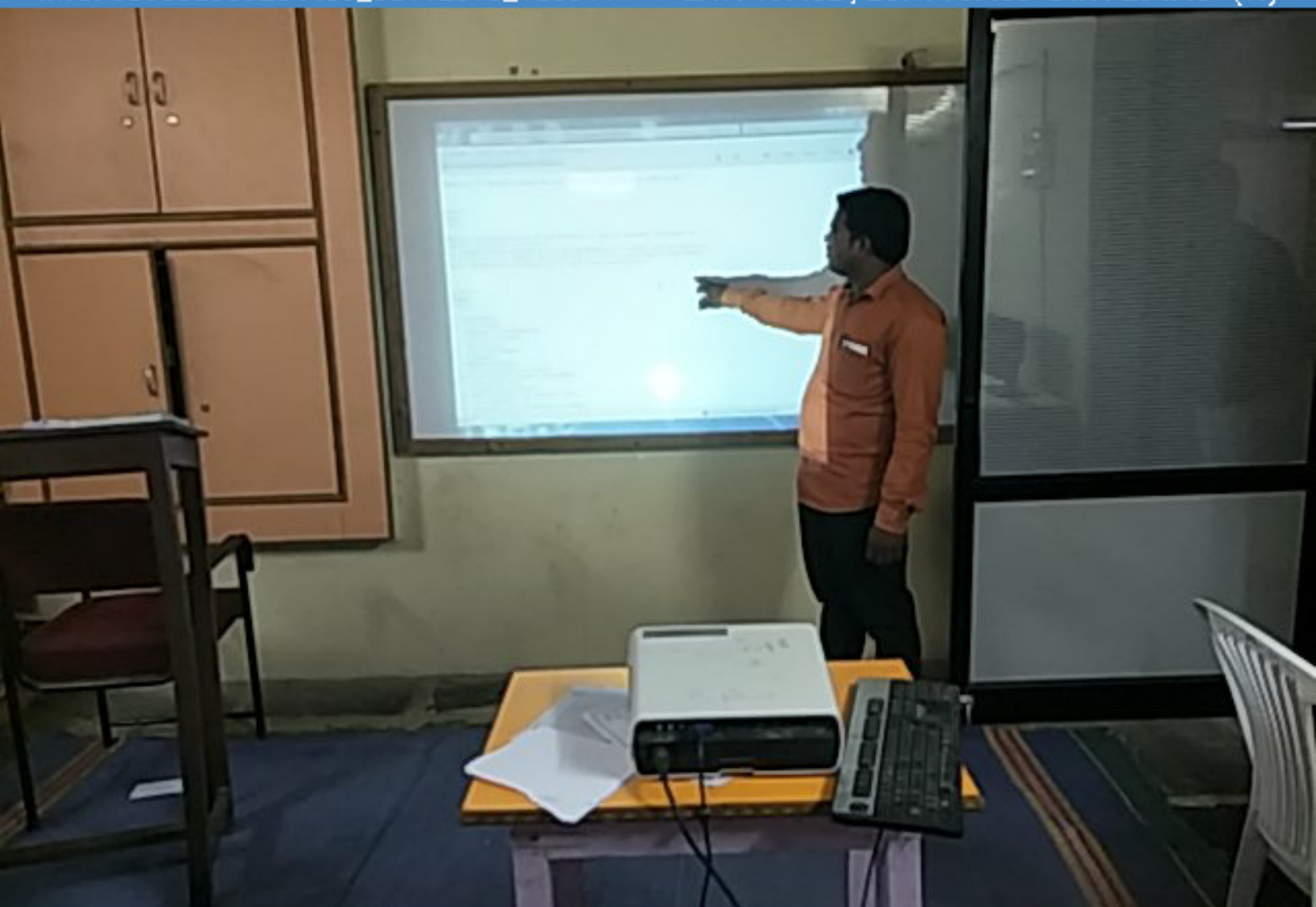
LAT: 19.462 ; LON: 76.438 DIR : 20.87° (N)



RUSA/MRSAC

IMG: 863885033204439_05112018_150611


LAT: 19.462 ; LON: 76.438 DIR : 284.48° (W)



RUSA/MRSAC

IMG: 863885033204439_05112018_190626

LAT: 19.463 ; LON: 76.438 DIR : 111.58° (E)



RUSA/MRSAC

IMG: 863885033204439_05112018_144316

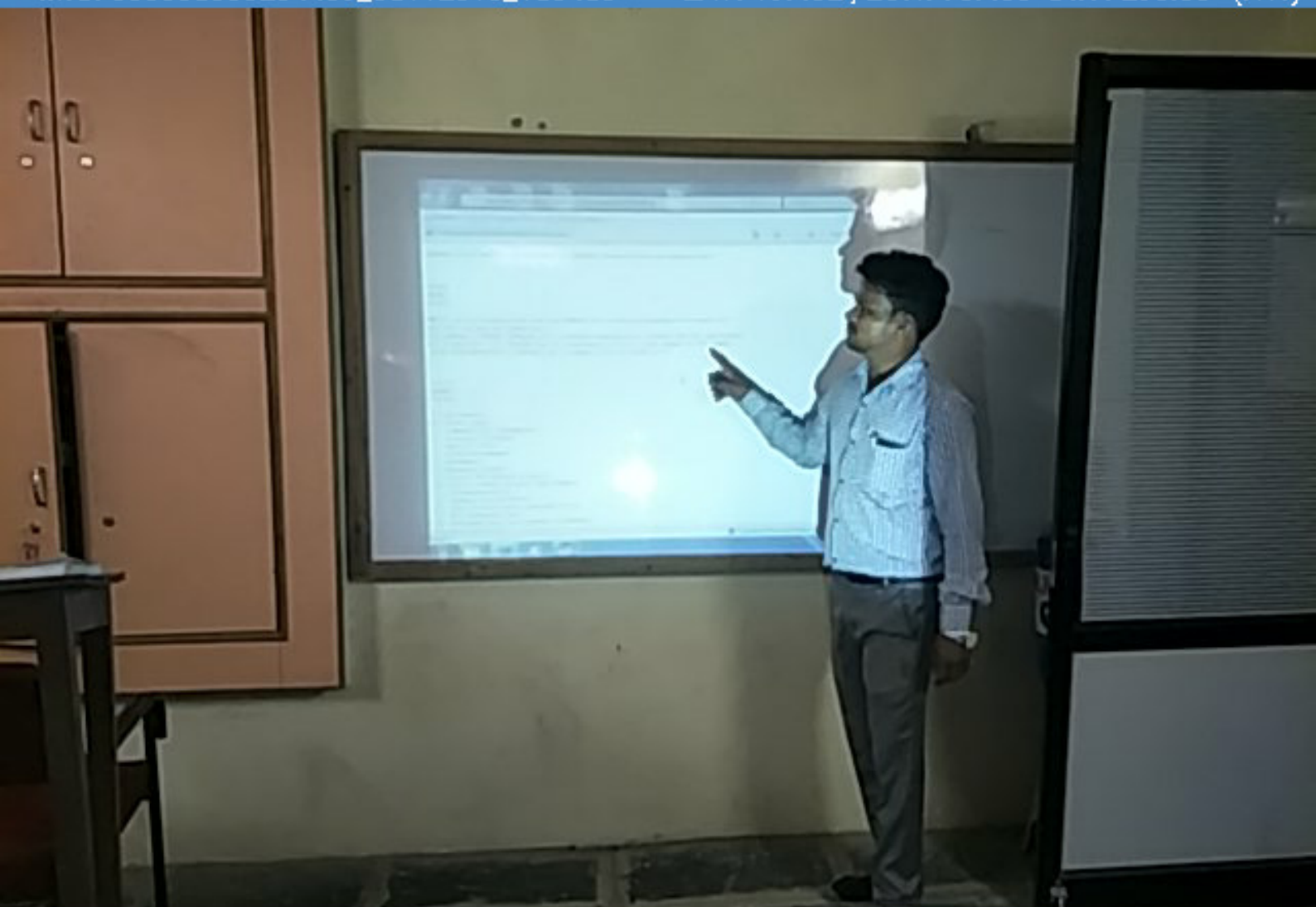
LAT: 19.462 ; LON: 76.438 DIR : 40.41° (NE)



RUSA/MRSAC

IMG: 863885033204439_05112018_150458

LAT: 19.462 ; LON: 76.438 DIR : 296.08° (NW)



RUSA/MRSAC



NUTAN VIDYALAYA SHIKSHAN SANSTHA'S
NUTAN MAHAVIDYALAYA
SELU DIST. PARBHANI. MAHARASHTRA

(Affiliated to Swami Ramanand Teerth Marathwada University, Nanded)



Sr. No	Particulars	Facilities	Area Sq. M	Area Sq. ft	Year of Establishment
01	Sports and Games	Indoor Hall for Chess	162 Sq.M	1800 Sq.Ft	2002
02	Sports and Games	Indoor Hall for Table-tennis	162 Sq.M	1743 Sq.Ft	2002
03	Sports and Games	Play Ground for Kho-kho	432 Sq.M	4650 Sq. Ft	1971
04	Sports and Games	Play Ground for Kabbadi	130 Sq.M	1398 Sq.Ft	1971
05	Sports and Games	Play Ground for Cricket	4225 Sq.M	45475 Sq.Ft	1971
06	Sports and Games	Play Ground for Volley-ball	162 Sq.M	1743 Sq.Ft	1971
07	Sports and Games	Indoor hall for Badminton	162 Sq.M	1743 Sq.Ft	2002
08	Sports and Games	Play Ground for Soft-ball	4636 Sq.M	45000 Sq.Ft	1985
09	Sports and Games	Play Ground for Base-ball	4636 Sq.M	45000 Sq.Ft	1985



Rakhee A. Joshi
B.Arch. AIIA

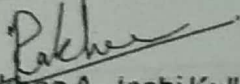
Architect
Interior & Landscape
Designer

Shastri Nagar, Sailu Mob.:9422858797

Date : 01/06/2017

Certificate

This is to certify that, the built up area
of Nutan Mahavidyalaya is
@5042.89 sq. mt. (54,261.5 sq.ft.) .


Ar. Rakhee A. Joshi Kulkarni
Reg. No. CA/2000/26625
Shastri Nagar, Sailu
Dist. Parbhani, Maharashtra